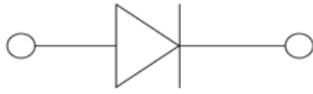


Small Signal Schottky Rectifier



SOD123

Features

- Epoxy meets UL-94 V-0 flammability rating and halogen free
- Moisture Sensitivity Level 1
- V_{RRM} 30V/40V
- I_{FAV} 1A
- Part no. with suffix "Q" means AEC-Q101 qualified

Applications

- Use as rectifiers in low-voltage, high-frequency inverters
- Automotive

Mechanical Data

- **Case:** SOD123
- **Terminals:** Tin plated leads, solderable per J-STD-002 and JESD22-B102
- **Polarity:** Cathode line denotes the cathode end

■ Maximum Ratings ($T_a=25^\circ\text{C}$ Unless otherwise specified)

PARAMETER	SYMBOL	UNIT	CONDITIONS	VALUE	
Repetitive peak reverse voltage	V_{RRM}	V		B5818WQ	30
				B5819WQ	40
Reverse voltage	V_R	V	$I_R=1\text{mA}$	B5818WQ	30
				B5819WQ	40
Average Forward Current	I_{FAV}	A		1	
Peak Forward Surge Current	I_{FSM}	A	8.3ms, half sine	20	
Power Dissipation	P_{tot}	mW		450	
Thermal Resistance Junction to Ambient	R_{thJA}	K/W		222	
Junction Temperature	T_J	$^\circ\text{C}$		-55 to +125	
Storage Temperature Range	T_{stg}	$^\circ\text{C}$		-55 to +150	



B5818WQ THRU B5819WQ

■ Electrical Characteristics (T_a=25°C Unless otherwise specified)

PARAMETER	SYMBOL	UNIT	CONDITIONS	PART	MIN	MAX
Forward Voltage	V _F	V	I _F =1A	B5818WQ		0.55
				B5819WQ		0.6
			I _F =3A	B5818WQ		0.875
				B5819WQ		0.9
Reverse Leakage Current	I _R	uA	V _R =30V	B5818WQ		40
			V _R =40V	B5819WQ		40
Reverse Breakdown Voltage	V _{BR}	V	I _R =1mA	B5818WQ	30	
				B5819WQ	40	
Junction Capacitance	C _J	pF	V _R =4V, f =1MHz			120
Reverse Recovery Time	t _{rr}	ns	I _F =I _R =10mA, I _{rr} =1mA, R _L =100Ω			40

■ Ordering Information (Example)

PREFERRED P/N	PACKING CODE	UNIT WEIGHT(g)	MINIMUM PACKAGE(pcs)	INNER BOX QUANTITY(pcs)	OUTER CARTON QUANTITY(pcs)	DELIVERY MODE
B5818WQ THRU B5819WQ	F2	Approximate 0.010	3000	30000	120000	7" reel



B5818WQ THRU B5819WQ

■ Characteristics (Typical)

Fig.1: P_D-T_A

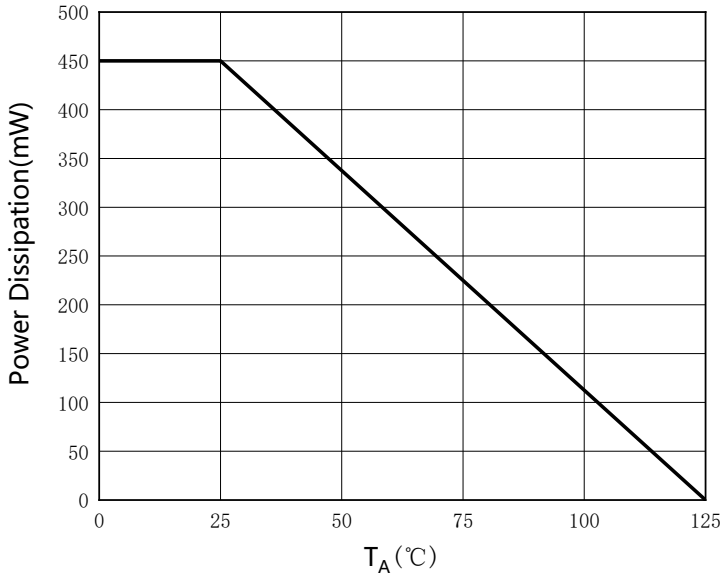


Fig.2: Junction Capacitance

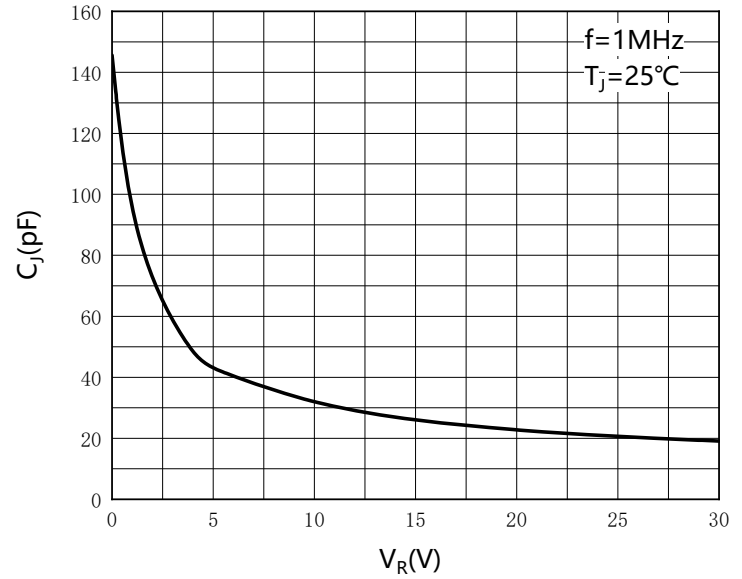


Fig.3: Forward Characteristics

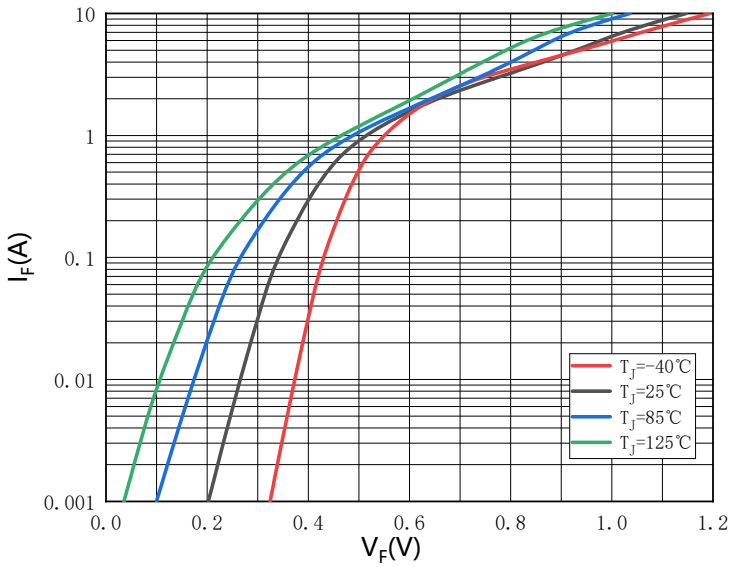
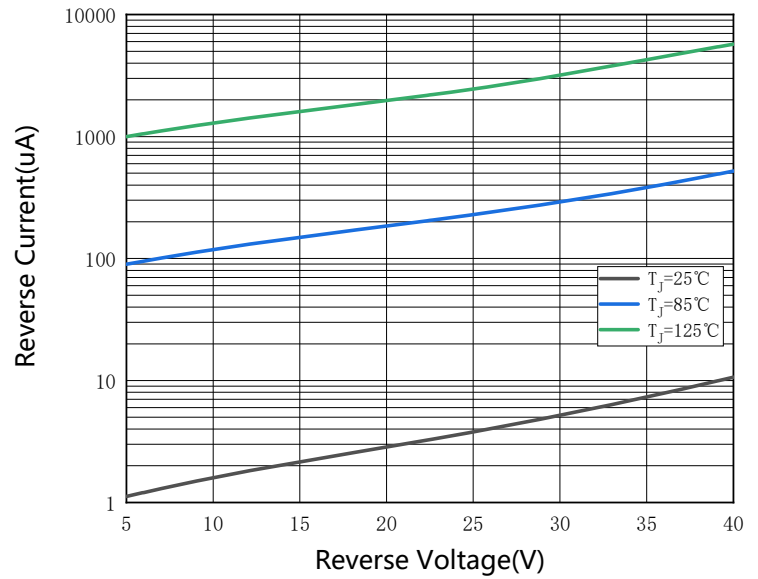


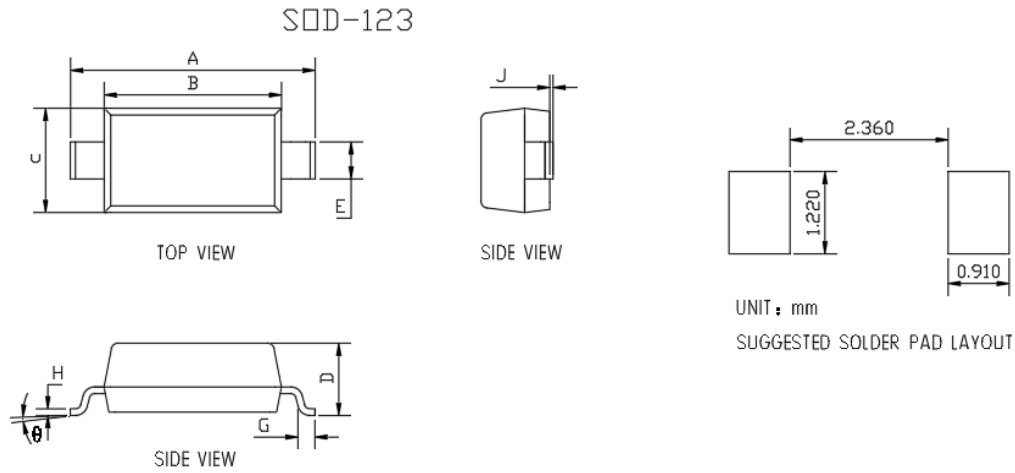
Fig.4: Reverse Characteristics





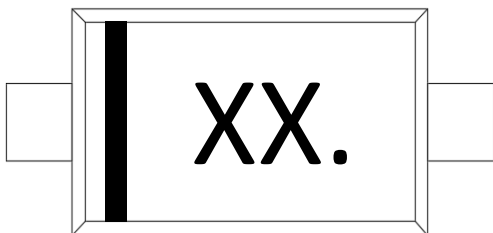
B5818WQ THRU B5819WQ

■ Outline Dimensions



DIMENSIONS				
DIM	INCHES		MM	
	MIN	MAX	MIN	MAX
A	0.140	0.152	3.550	3.850
B	0.100	0.112	2.550	2.850
C	0.055	0.071	1.400	1.800
D	0.037	0.053	0.950	1.350
E	0.020	0.028	0.510	0.710
G	0.006	0.018	0.150	0.450
H	0.003	0.010	0.080	0.250
J	0.000	0.006	0.000	0.150
θ	0	8°	0	8°

■ Marking Information



	Marking
B5818WQ	SK
B5819WQ	SL

Note:

1. All marking is at middle of the product body
2. All marking is in laser marking
3. Body color: Black



B5818WQ THRU B5819WQ

Disclaimer

The information presented in this document is for reference only. Yangzhou Yangjie Electronic Technology Co., Ltd. reserves the right to make changes without notice for the specification of the products displayed herein to improve reliability, function or design or otherwise.

The product listed herein is designed to be used with automotive electronics, are not designed for use in medical, life-saving, life-sustaining, or military, Yangjie or anyone on its behalf, assumes no responsibility or liability for any damages resulting from such improper use of sale.

This publication supersedes & replaces all information previously supplied. For additional information, please visit our website [http:// www.21yangjie.com](http://www.21yangjie.com) , or consult your nearest Yangjie's sales office for further assistance.